



Join the name study!  
[namestudy@acawso.org](mailto:namestudy@acawso.org)

# 2023 NAME STUDY SURVEY RESULTS

6994 Total Responses

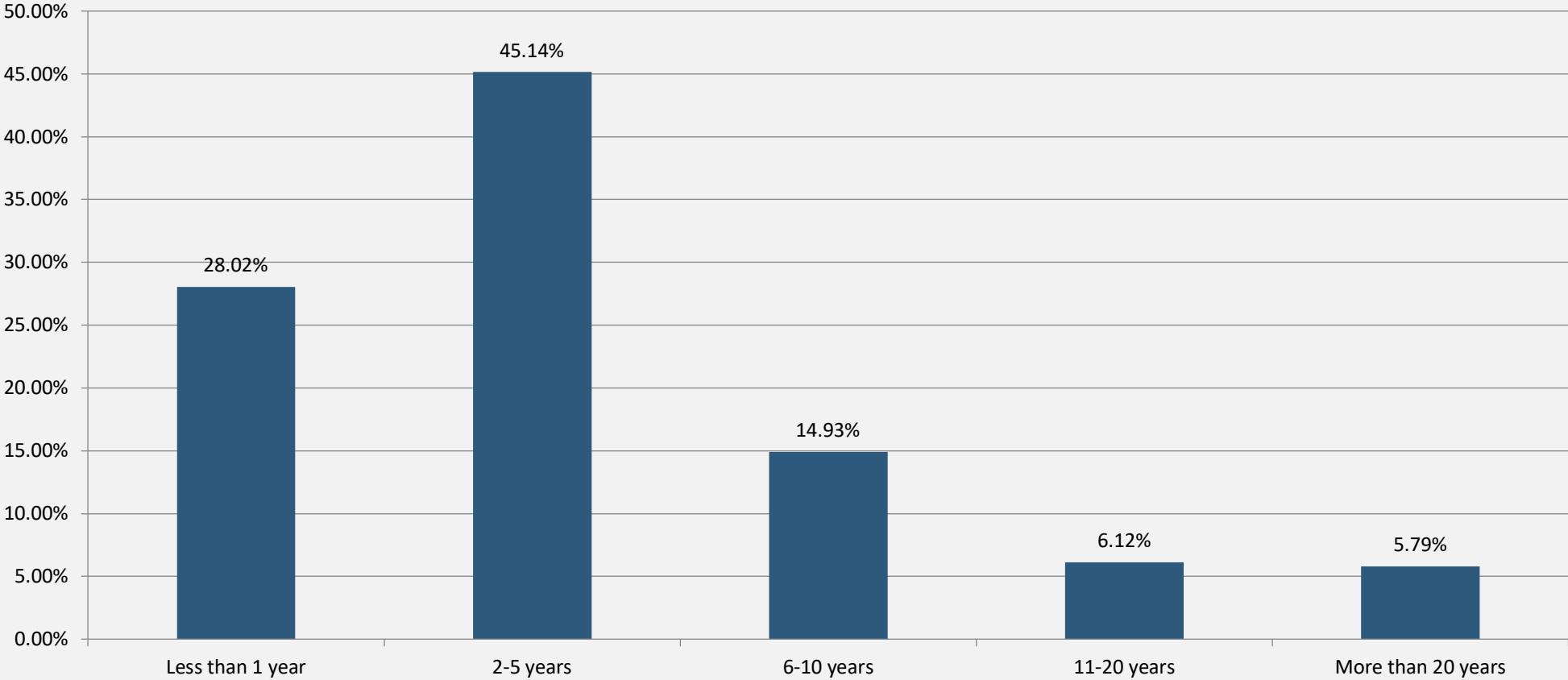
4 Languages

English, Spanish, Lithuanian, Russian

# #1 -How long have you been in the program?



Answer Choices	Percent	English	Spanish	Lithuanian	Russian	Total
Less than 1 year	28.02%	1929	29	2	0	1960
2-5 years	45.14%	3130	23	3	1	3157
6-10 years	14.93%	1034	7	3	0	1044
11-20 years	6.12%	423	3	2	0	428
More than 20 years	5.79%	405	0	0	0	405
	Answered	6921	62	10	1	6994
	Skipped	0	0	0	0	



# #2 –In what country do you reside in?



Answer Choices	Percent	English	Spanish	Lithuanian	Russian	Total
United States of America	73.59%	5137	10	0	0	5147
United Kingdom of Great Britain and Northern Ireland	5.80%	406	0	0	0	406
Canada	3.86%	268	2	0	0	270
Australia	2.27%	159	0	0	0	159
Germany	2.02%	141	0	0	0	141
Sweden	1.07%	75	0	0	0	75
Spain	0.74%	33	19	0	0	52
Netherlands	0.64%	45	0	0	0	45
Denmark	0.60%	42	0	0	0	42
Finland	0.60%	42	0	0	0	42
Ireland	0.59%	41	0	0	0	41
New Zealand	0.59%	41	0	0	0	41
Israel	0.57%	40	0	0	0	40
Ukraine	0.46%	32	0	0	0	32
Lithuania	0.43%	21	0	9	0	30
Norway	0.43%	30	0	0	0	30
Mexico	0.41%	19	10	0	0	29
Russian Federation	0.41%	29	0	0	0	29
South Africa	0.36%	25	0	0	0	25
Hungary	0.34%	24	0	0	0	24
India	0.29%	19	1	0	0	20
Slovakia	0.29%	20	0	0	0	20
Belgium	0.24%	17	0	0	0	17

## #2 –In what country do you reside in? (part 2)

Answer Choices	Percent	English	Spanish	Lithuanian	Russian	Total
France	0.21%	14	1	0	0	15
Argentina	0.19%	7	6	0	0	13
Italy	0.17%	12	0	0	0	12
Belarus	0.16%	11	0	0	0	11
Poland	0.16%	11	0	0	0	11
Switzerland	0.16%	11	0	0	0	11
Colombia	0.13%	0	9	0	0	9
China	0.11%	8	0	0	0	8
Egypt	0.11%	8	0	0	0	8
Indonesia	0.11%	8	0	0	0	8
Japan	0.11%	8	0	0	0	8
United Arab Emirates	0.11%	8	0	0	0	8
Austria	0.10%	7	0	0	0	7
Panama	0.10%	6	1	0	0	7
Serbia	0.10%	7	0	0	0	7
Greece	0.09%	6	0	0	0	6
Portugal	0.09%	6	0	0	0	6
Romania	0.09%	6	0	0	0	6
Thailand	0.09%	6	0	0	0	6
Kenya	0.07%	5	0	0	0	5
Singapore	0.07%	5	0	0	0	5
Turkey	0.07%	5	0	0	0	5
Latvia	0.06%	3	0	1	0	4
Albania	0.04%	3	0	0	0	3
Costa Rica	0.04%	3	0	0	0	3
Czech Republic	0.04%	3	0	0	0	3
Peru	0.04%	2	1	0	0	3
Philippines	0.04%	3	0	0	0	3
Zambia	0.04%	3	0	0	0	3
Algeria	0.03%	2	0	0	0	2
Bulgaria	0.03%	2	0	0	0	2
Croatia	0.03%	2	0	0	0	2
Dominican Republic	0.03%	2	0	0	0	2
Slovenia	0.03%	2	0	0	0	2



Name Study

## #2 –In what country do you reside in? (part 3)

Answer Choices	Percent	English	Spanish	Lithuanian	Russian	Total
Afghanistan	0.01%	1	0	0	0	1
Andorra	0.01%	1	0	0	0	1
Antigua and Barbuda	0.01%	0	1	0	0	1
Armenia	0.01%	1	0	0	0	1
Bahamas	0.01%	0	0	0	1	1
Bahrain	0.01%	1	0	0	0	1
Barbados	0.01%	1	0	0	0	1
Brazil	0.01%	1	0	0	0	1
Caribbean Netherlands	0.01%	1	0	0	0	1
Chile	0.01%	1	0	0	0	1
Cyprus	0.01%	1	0	0	0	1
Ecuador	0.01%	1	0	0	0	1
Georgia	0.01%	1	0	0	0	1
Guatemala	0.01%	0	1	0	0	1
Jamaica	0.01%	1	0	0	0	1
Kazakhstan	0.01%	1	0	0	0	1
Malta	0.01%	1	0	0	0	1
Morocco	0.01%	1	0	0	0	1
Qatar	0.01%	1	0	0	0	1
Republic of Moldova	0.01%	1	0	0	0	1
Saint Kitts and Nevis	0.01%	1	0	0	0	1
Uruguay	0.01%	1	0	0	0	1
Vietnam	0.01%	1	0	0	0	1

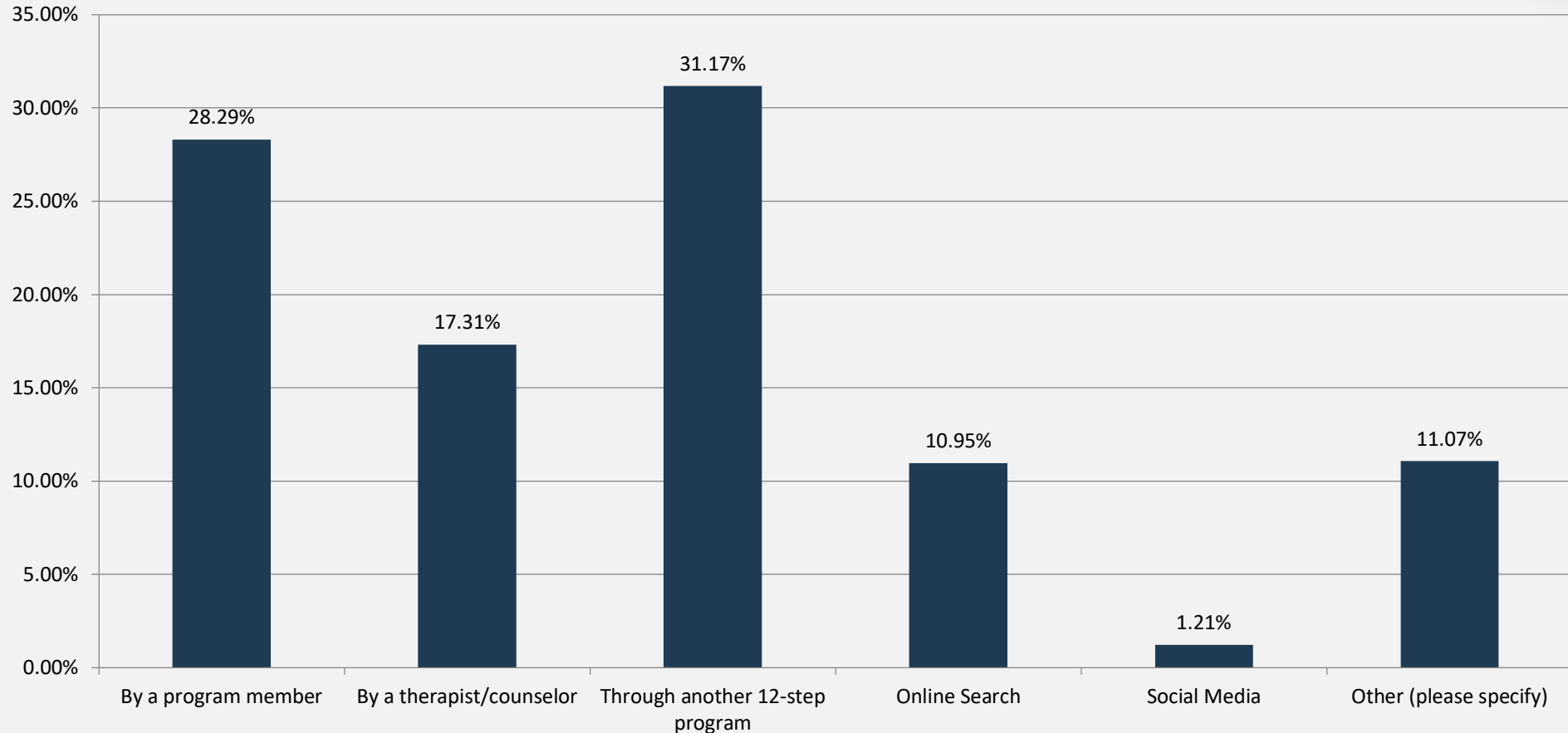


Name Study

# #3 -How were you introduced to the program?



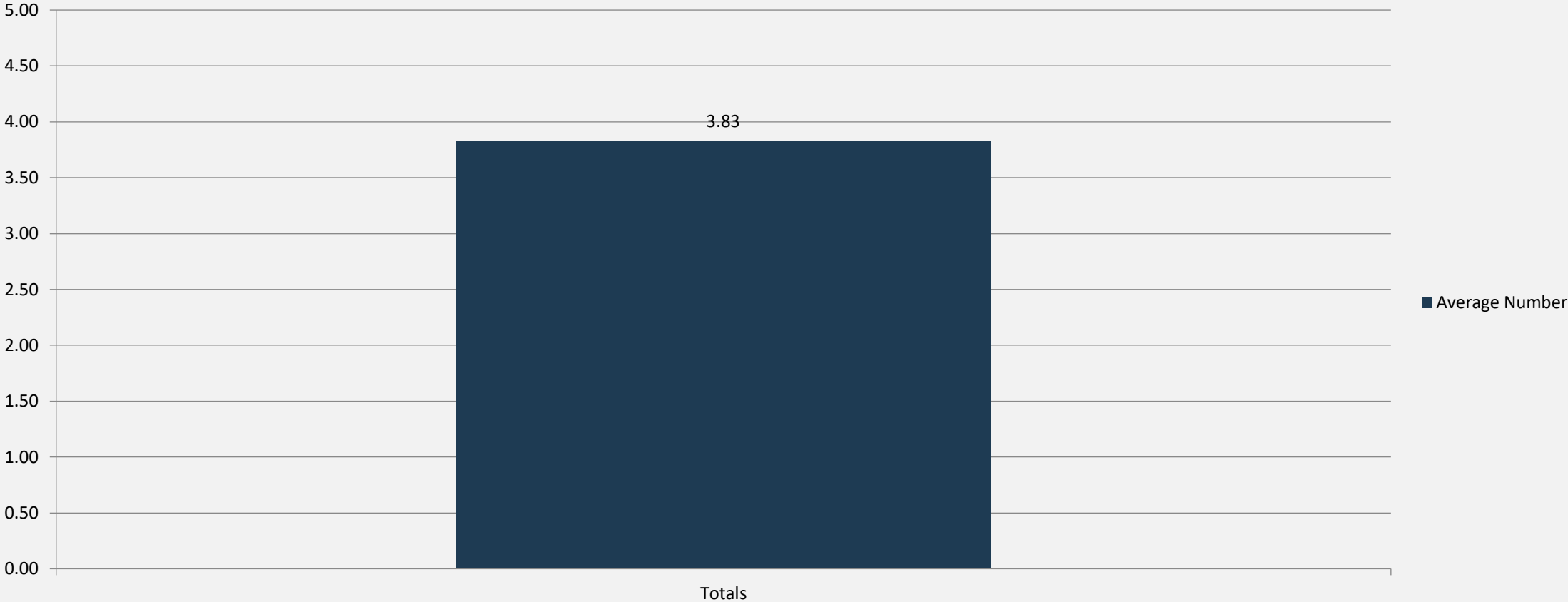
Answer Choices	Percent	English	Spanish	Lithuanian	Russian
By a program member	28.29%	1958	25	2	1
By a therapist/counselor	17.31%	1198	5	4	0
Through another 12-step program	31.17%	2157	24	2	0
Online Search	10.95%	758	3	1	0
Social Media	1.21%	84	2	0	0
Other (please specify)	11.07%	766	3	1	0
	Answered	6921	62	10	1
	Skipped	0	0	0	0



# #4 -How important to you is it to have a fellowship name that communicates inclusivity for adult children from all types of dysfunctional families? (0 Not important at all – 5 Extremely Important)



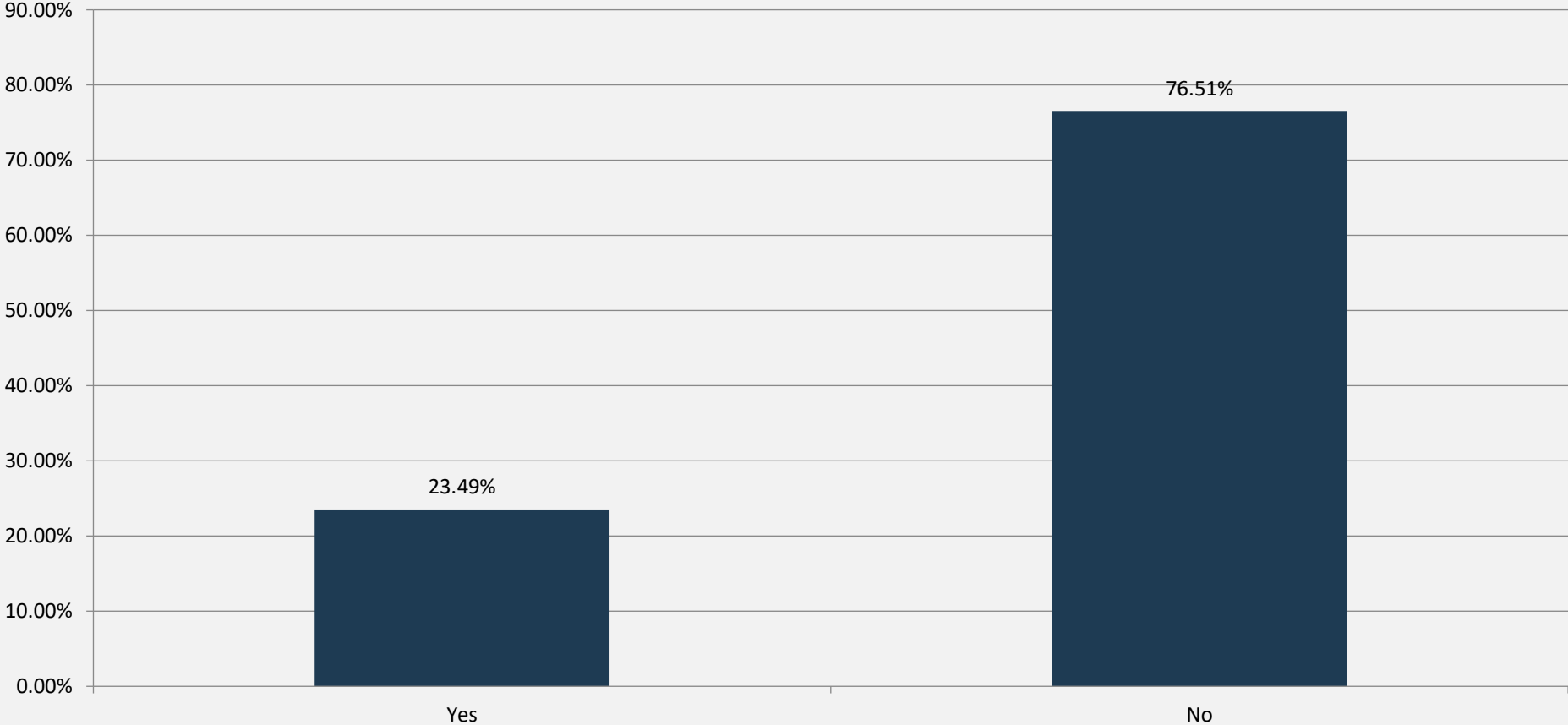
Survey Language	Average Number	Total Number	Responses
English	3.83	26510	100.00% 6921
Spanish	3.58	222	100.00% 62
Lithuanian	4.40	44	100.00% 10
Russian	4.00	4	100.00% 1
Totals	3.83	26780	100.00% 6994



# #5 -Did you delay entering the program due to the name?



Answer Choices	Percent	English	Spanish	Lithuanian	Russian	Totals
Yes	23.49%	1630	11	1	1	1643
No	76.51%	5291	51	9	0	5351
	Answered	6921	62	10	1	6994
	Skipped	0	0	0	0	0

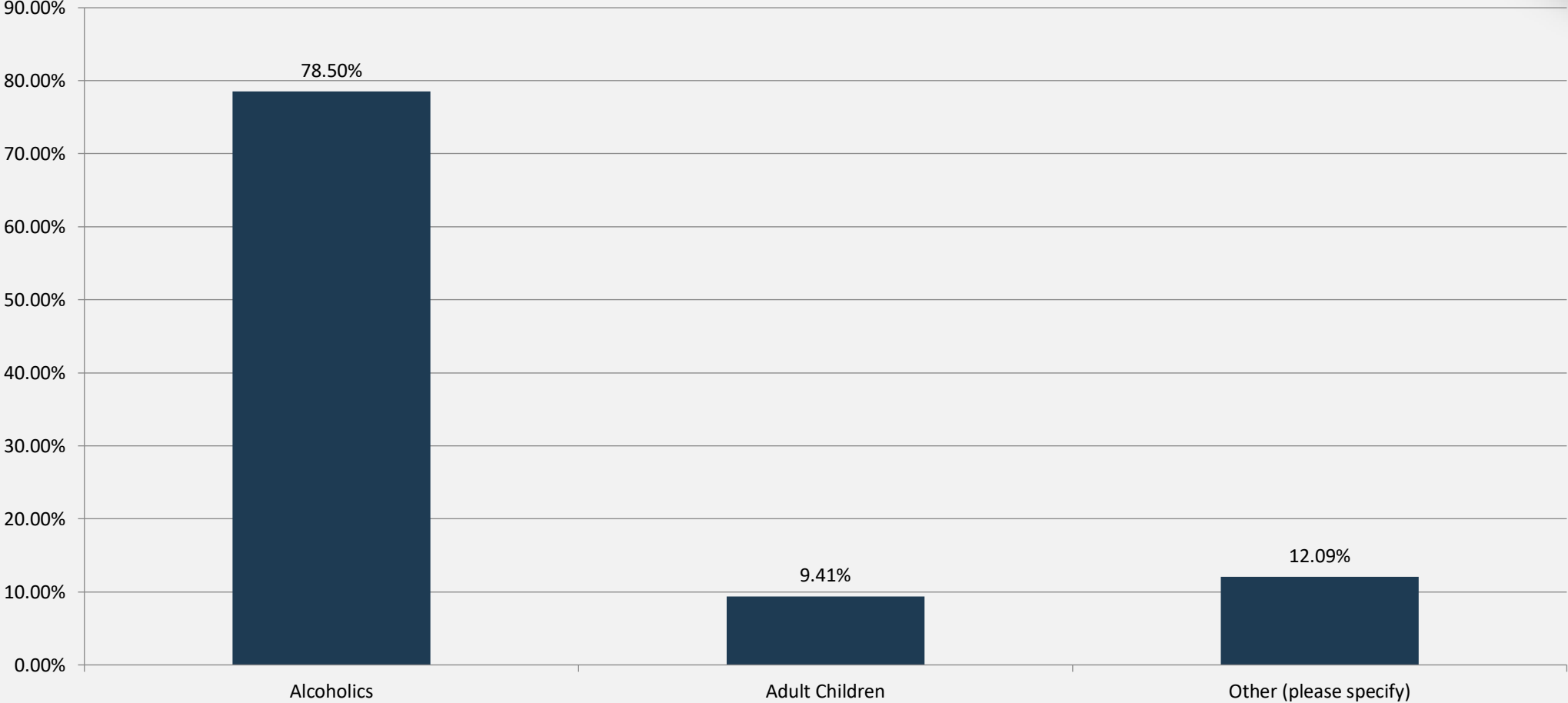




# #6 -What about the name delayed your entry?



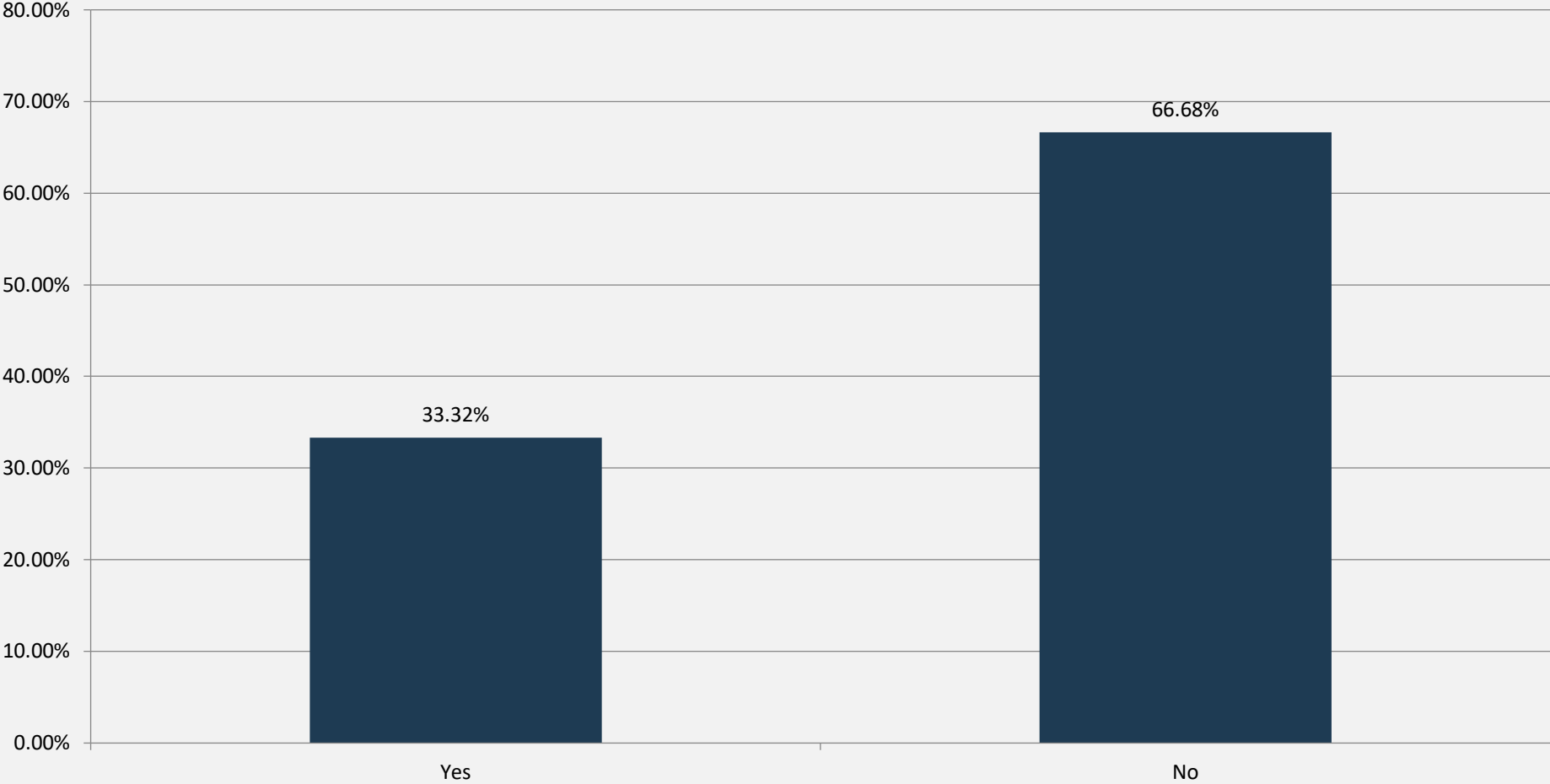
Answer Choices	Percent	English	Spanish	Lithuanian	Russian	Totals
Alcoholics	78.50%	1193	7	1	0	1201
Adult Children	9.41%	144	0	0	0	144
Other (please specify)	12.09%	183	2	0	0	185
	Answered	1520	9	1	0	1530
	Skipped	5401	53	9	1	5464



# #7 -Do you know anyone (other than yourself) who delayed entering the program due to the name?



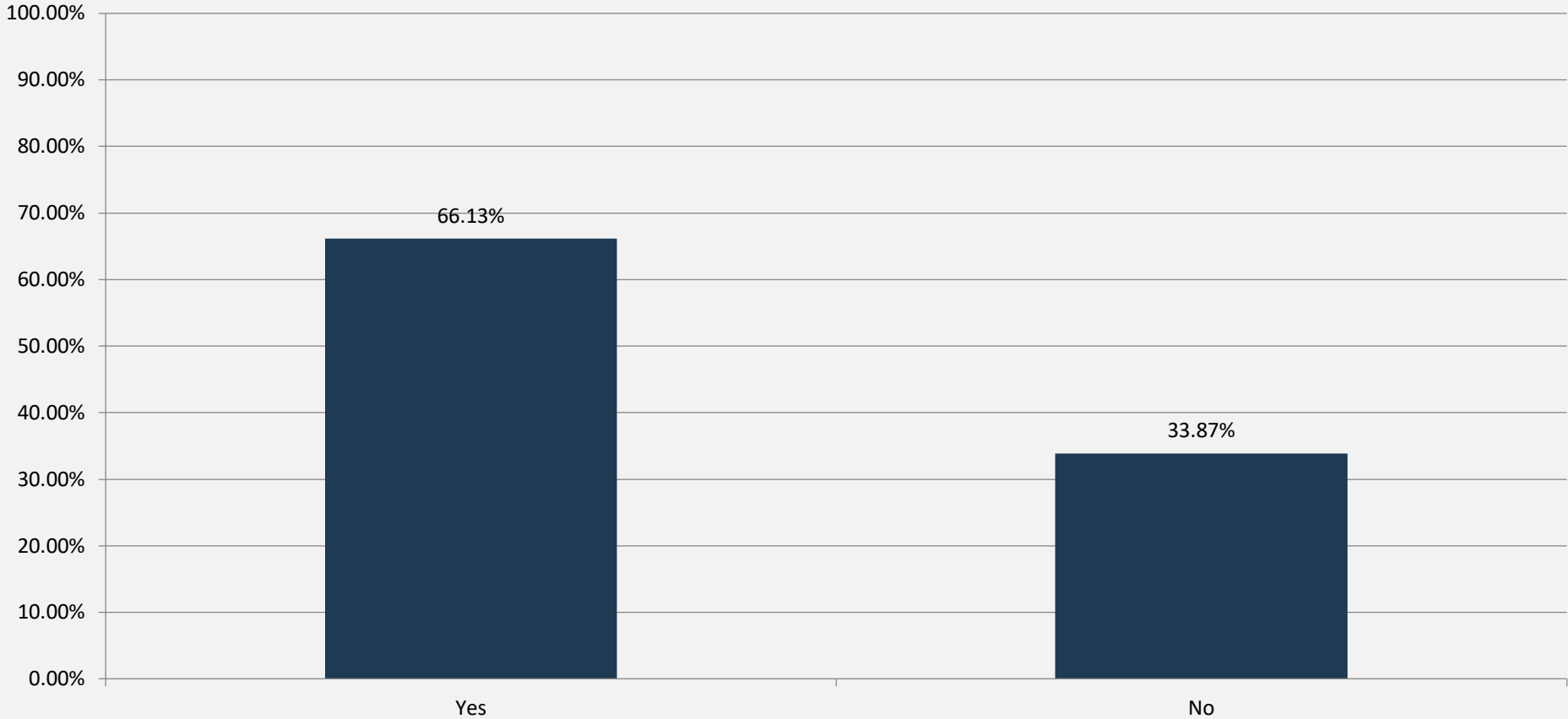
Answer Choices	Percent	English	Spanish	Lithuanian	Russian	Totals
Yes	33.32%	2166	15	6	0	2187
No	66.68%	4331	41	4	0	4376
Answered		6497	56	10	0	6563
Skipped		424	6	0	1	431



# #8 -Was alcoholism present in your family growing up?



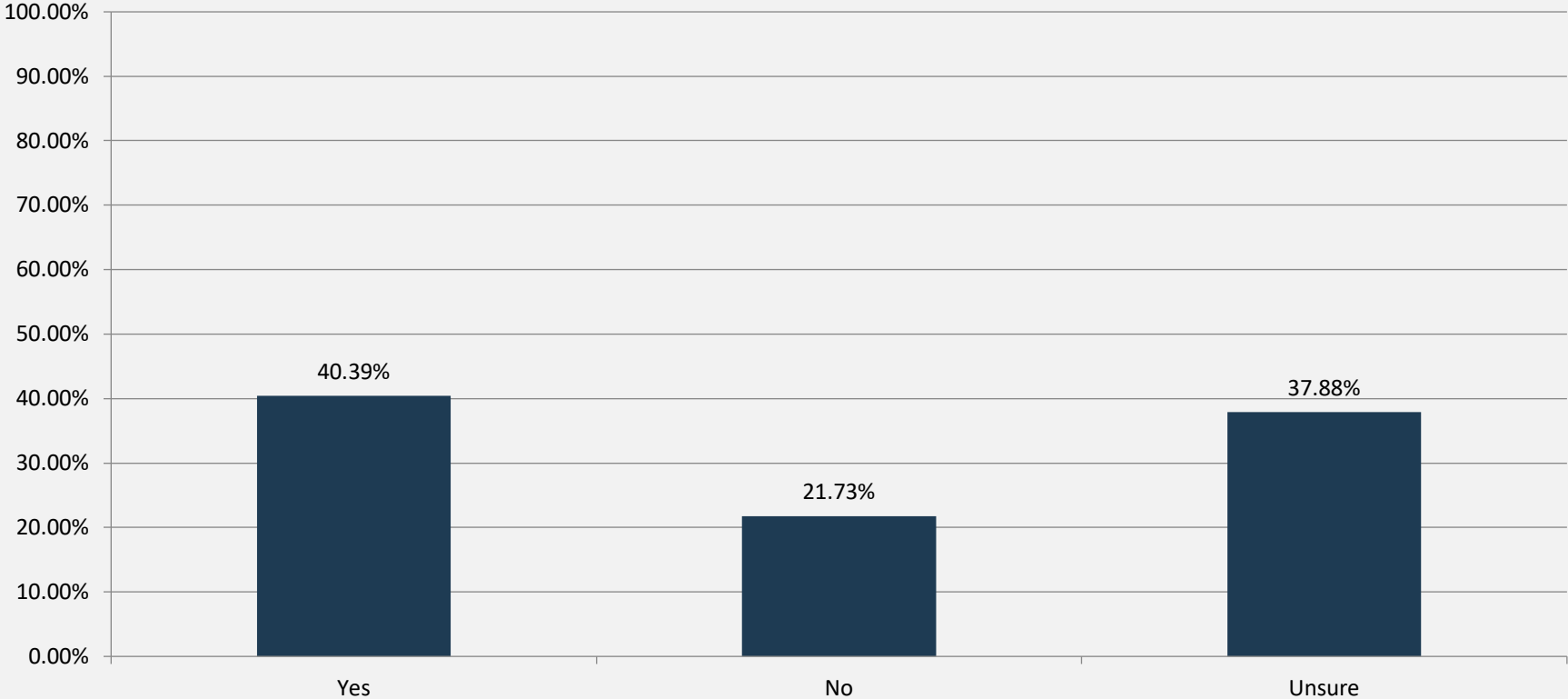
Answer Choices	Percent	English	Spanish	Lithuanian	Russian	Totals
Yes	66.13%	4298	32	10	0	4340
No	33.87%	2199	24	0	0	2223
	Answered	6497	56	10	0	6563
	Skipped	424	6	0	1	431



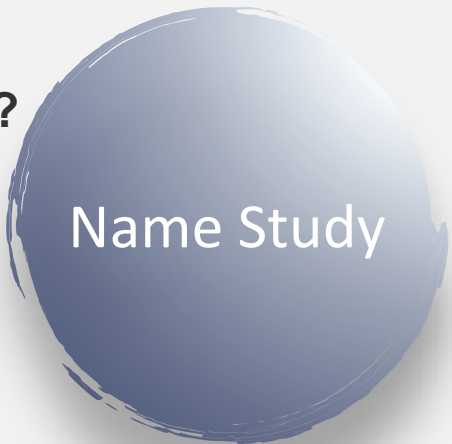
# #9 - Do you think the fellowship name should be changed?



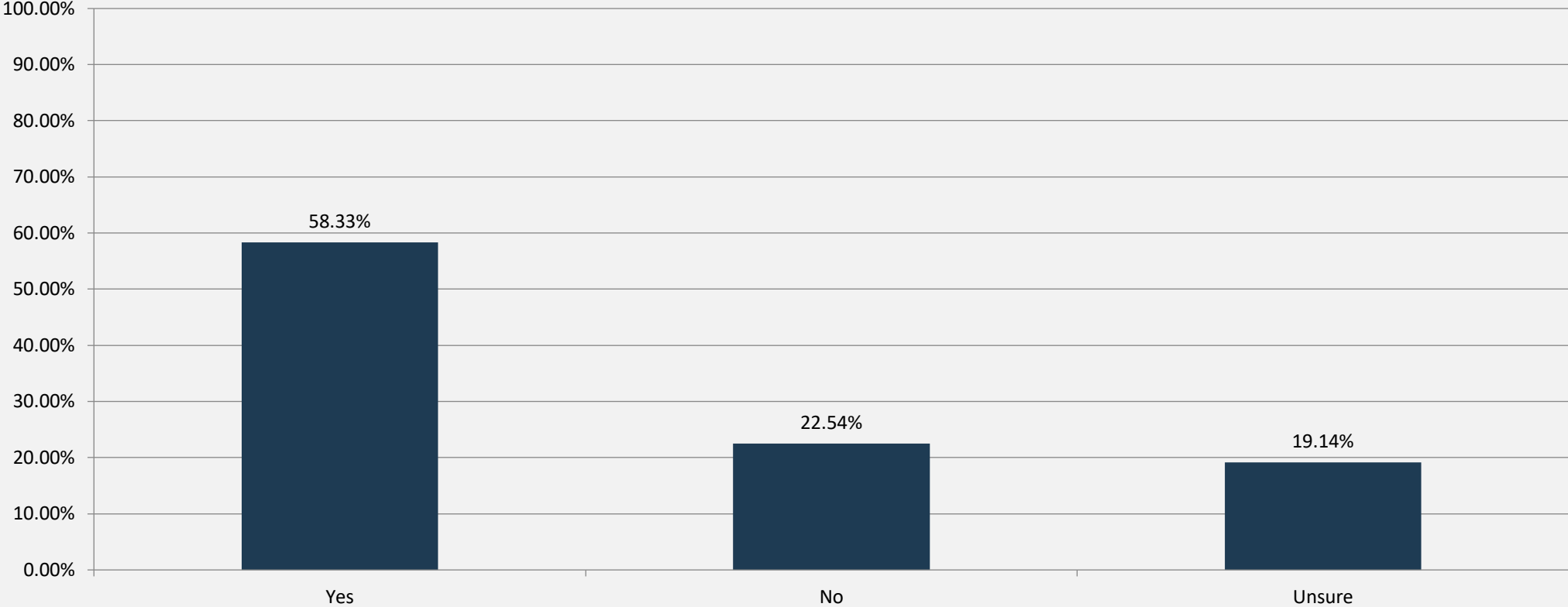
Answer Choices	Percent	English	Spanish	Lithuanian	Russian	Totals
Yes	40.39%	2625	23	3	0	2651
No	21.73%	1406	18	2	0	1426
Unsure	37.88%	2466	15	5	0	2486
	Answered	6497	56	10	0	6563
	Skipped	424	6	0	1	431



# #10 -Would you be willing to remove the word alcoholics from the fellowship name to improve inclusivity?



Answer Choices	Percent	English	Spanish	Lithuanian	Russian	Totals
Yes	58.33%	3792	33	3	0	3828
No	22.54%	1462	15	2	0	1479
Unsure	19.14%	1243	8	5	0	1256
	Answered	6497	56	10	0	6563
	Skipped	424	6	0	1	431



# #11 -Which of the following names best represents the fellowship to you? (rank order by clicking on the arrows to re-order the list)

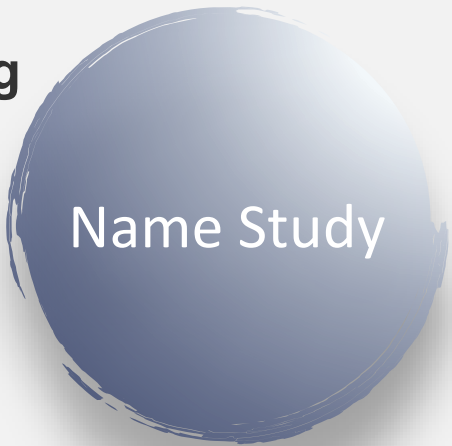


	1	English	Spanish	Lithuanian	Russian	Totals	2	English	Spanish	Lithuanian	Russian	Totals
Adult Children of Dysfunctional Families (ACDF) or (ACD)	36.07%	2342	24	1	0	2367	24.01%	1552	17	7	0	1576
Adult Children of Alcoholics and Dysfunctional Families (ACADF) or (ACAD)	25.61%	1663	14	4	0	1681	29.85%	1944	14	1	0	1959
Adult Children of Dysfunctional and Alcoholic Families (ACDAF) or (ACDA)	9.71%	630	7	0	0	637	22.05%	1437	9	1	0	1447
Adult Children of Dysfunctional Parenting (ACDP)	2.10%	136	1	1	0	138	9.48%	612	10	0	0	622
Recovery from Family Dysfunction (RFD)	14.22%	926	5	2	0	933	8.05%	523	5	0	0	528
I prefer to keep the existing name Adult Children of Alcoholics (ACA)	12.30%	800	5	2	0	807	6.57%	429	1	1	0	431

	3	English	Spanish	Lithuanian	Russian	Totals	4	English	Spanish	Lithuanian	Russian	Totals
Adult Children of Dysfunctional Families (ACDF) or (ACD)	19.95%	1303	5	1	0	1309	15.22%	992	6	1	0	999
Adult Children of Alcoholics and Dysfunctional Families (ACADF) or (ACAD)	16.65%	1079	12	2	0	1093	13.99%	907	9	2	0	918
Adult Children of Dysfunctional and Alcoholic Families (ACDAF) or (ACDA)	34.22%	2219	23	4	0	2246	21.70%	1410	11	3	0	1424
Adult Children of Dysfunctional Parenting (ACDP)	12.34%	799	8	3	0	810	29.73%	1930	19	2	0	1951
Recovery from Family Dysfunction (RFD)	8.70%	564	7	0	0	571	10.86%	703	9	1	0	713
I prefer to keep the existing name Adult Children of Alcoholics (ACA)	8.14%	533	1	0	0	534	8.50%	555	2	1	0	558

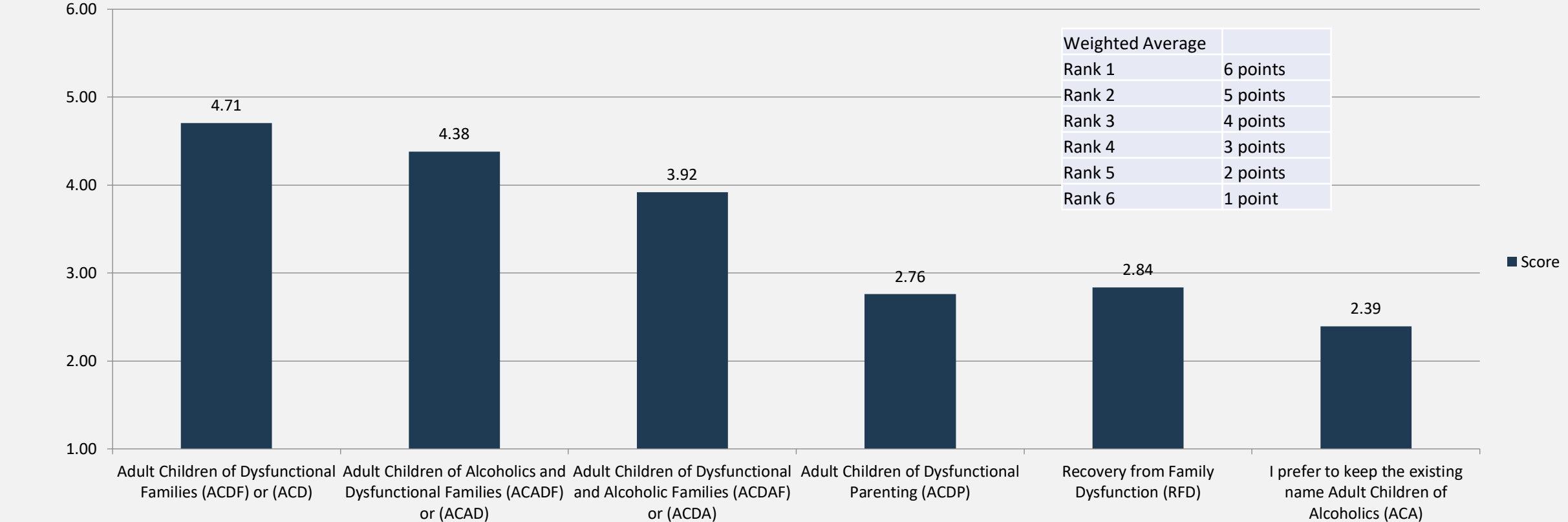
	5	English	Spanish	Lithuanian	Russian	Totals	6	English	Spanish	Lithuanian	Russian	Totals
Adult Children of Dysfunctional Families (ACDF) or (ACD)	3.96%	256	4	0	0	260	0.79%	52	0	0	0	52
Adult Children of Alcoholics and Dysfunctional Families (ACADF) or (ACAD)	12.77%	831	6	1	0	838	1.13%	73	1	0	0	74
Adult Children of Dysfunctional and Alcoholic Families (ACDAF) or (ACDA)	9.28%	604	3	2	0	609	3.05%	197	3	0	0	200
Adult Children of Dysfunctional Parenting (ACDP)	31.02%	2020	13	3	0	2036	15.33%	1000	5	1	0	1006
Recovery from Family Dysfunction (RFD)	32.67%	2117	23	4	0	2144	25.51%	1664	7	3	0	1674
I prefer to keep the existing name Adult Children of Alcoholics (ACA)	10.30%	669	7	0	0	676	54.20%	3511	40	6	0	3557

# #11 - Which of the following names best represents the fellowship to you? (rank order by clicking on the arrows to re-order the list) -continued



	Weighted Total	Total Answered	Score
Adult Children of Dysfunctional Families (ACDF) or (ACD)	30887	6563	4.71
Adult Children of Alcoholics and Dysfunctional Families (ACADF) or (ACAD)	28757	6563	4.38
Adult Children of Dysfunctional and Alcoholic Families (ACDAF) or (ACDA)	25731	6563	3.92
Adult Children of Dysfunctional Parenting (ACDP)	18109	6563	2.76
Recovery from Family Dysfunction (RFD)	18623	6563	2.84
I prefer to keep the existing name Adult Children of Alcoholics (ACA)	15716	6563	2.39

	English	Spanish	Lithuanian	Russian	Totals
Answered	6497	56	10	0	6563
Skipped	424	6	0	1	431



# #12-Is there a name for the fellowship you would like to suggest? Please include a proposed acronym with the name.

(responses from English survey)

Names	Count	Percent of those that answered	Percent of all in survey
Adult Children Anonymous (ACA)	175	14.36%	2.53%
Adult Children of Alcoholic and Dysfunctional Families (ACAD or ACADF)	33	2.71%	0.48%
Adult Children (AC)	27	2.21%	0.39%
Adult Children of Dysfunctional Families (ACDF)	26	2.13%	0.38%
Adult Children of Addicts and Dysfunctional Families	20	1.64%	0.29%
Recovery from Childhood Trauma (RCT)	15	1.23%	0.22%
Dysfunctional Families Anonymous (DFA)	13	1.07%	0.19%
Adult Children of Addicted and Dysfunctional Families (ACADF)	13	1.07%	0.19%
Adult Children of Dysfunction (ACD)	12	0.98%	0.17%
Adult Children of Addicts (ACA)	11	0.90%	0.16%
Adult Children of Dysfunctional and Addicted Families	10	0.82%	0.14%
Adult Children in Recovery	10	0.82%	0.14%
Adult Children of Alcoholics (ACA)	10	0.82%	0.14%
Recovery from Family Dysfunction	8	0.66%	0.12%
Adult Children of Alcoholic OR Dysfunctional Families (ACOAD)	8	0.66%	0.12%
Adult Children of Alcoholics or Dysfunctional Families	7	0.57%	0.10%
Adult Children of Dysfunctional Upbringing (ACDU)	6	0.49%	0.09%
Recovery from Dysfunctional Parenting (RDP)	5	0.41%	0.07%
Adults from Dysfunctional Families (ADF)	5	0.41%	0.07%
Adult children of Abuse (ACA)	5	0.41%	0.07%
Survivors of Family Dysfunction	4	0.33%	0.06%
Dysfunction Anonymous (DA)	4	0.33%	0.06%
Family Dysfunction Anonymous (FDA)	4	0.33%	0.06%
Adult Children of Addiction and Dysfunction (ACAD)	4	0.33%	0.06%
Adult Children of Dysfunctional Childhoods (ACDC)	4	0.33%	0.06%
Adult Children of Trauma (ACT)	4	0.33%	0.06%
Adult Children of Dysfunctional or Alcoholic families	4	0.33%	0.06%
Dysfunctional Families Anonymous	3	0.25%	0.04%
Recovery for Adult Children (RAC)	3	0.25%	0.04%
Childhood Trauma Recovery (CTR)	3	0.25%	0.04%
Trauma Survivors Anonymous (TSA)	3	0.25%	0.04%
Dysfunctional Family Recovery (DFR)	3	0.25%	0.04%
Healing from Childhood Trauma (HCT)	3	0.25%	0.04%
Adult Children of Dysfunctional Homes(ACDH)	3	0.25%	0.04%
Adult Children of Alcoholics and/or Dysfunctional Families	3	0.25%	0.04%
Adult Children of Addiction (ACA)	3	0.25%	0.04%
Adult Children of Alcoholic and Other Dysfunctional Families (ACAODF)	3	0.25%	0.04%
Adult Children of Addicted Parents (ACA or ACAP)	3	0.25%	0.04%
Adult Children of Dysfunction and Addiction (ACDA)	3	0.25%	0.04%



Answered	1563	23%
Skipped	5358	77%
Total	6921	100%
Names Submitted	1219	





Questions?

# 2023 NAME STUDY SURVEY RESULTS

Join the name study!

Meetings 2<sup>nd</sup> & 4<sup>th</sup> Monday at 3pm ET

Check the Committee Calendar at [acawso.org](https://acawso.org)

or email [namestudy@acawso.org](mailto:namestudy@acawso.org)