



2024 NAME STUDY SECOND SURVEY RESULTS

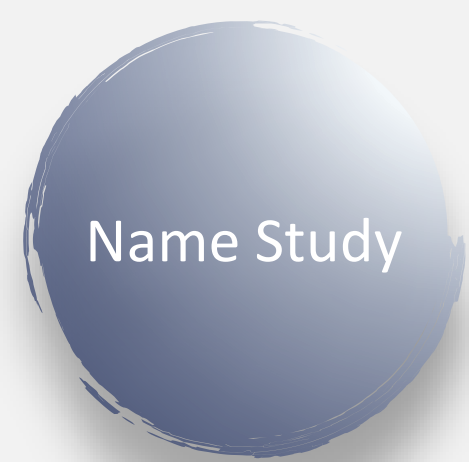
4316 Total Responses

67 Countries

9 Languages

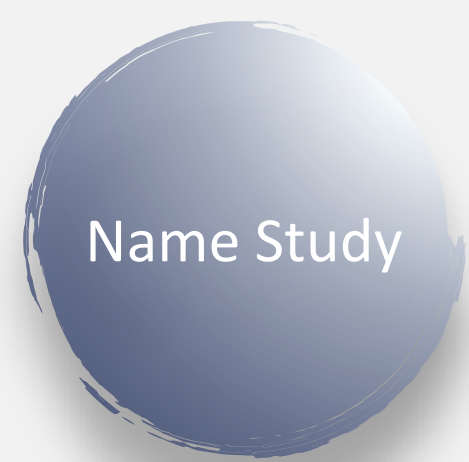
English, French, Italian, Lithuanian,
Polish, Portuguese, Romanian, Slovak,
and Spanish

The Purpose of the 2nd Name Study Survey and How Its Purpose Differed from the 1st Survey



- 1st Survey's Purpose – to collect and rank names proposed by the Fellowship and the Name Study Committee
 - Open name submissions: members can submit any name
 - Goal: collect and tabulate fellowship input on names
- 2nd Survey's Purpose – To narrow down the top 3 choices from the fellowship on the 1st Survey to a single choice (and acronym) for the delegates at the ABC to consider.
 - It was not intended as a platform to propose additional choices or select "none of the above." Rather, it posed the question: Do you prefer any of the top fellowship choices or prefer to keep the existing name? As this is the exact question that the delegates will need to consider.
 - The 1st survey was like a fellowship meeting or a first group conscience where everyone's voice is heard; the 2nd survey was more akin to a business meeting, aiming to decide among the top choices determined by the first survey.

The Purpose of the 2nd Name Study Survey and How Its Purpose Differed from the 1st Survey



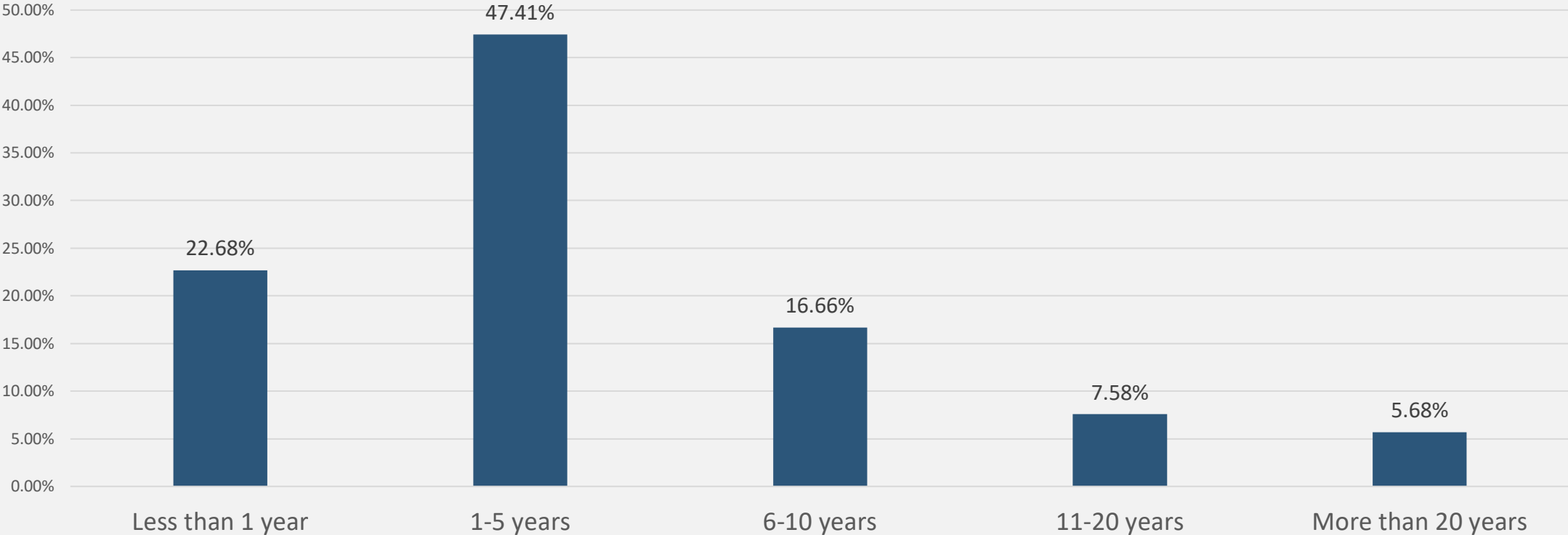
- 2nd Survey's Purpose – To narrow down the top 3 choices from the fellowship on the 1st Survey to a single choice (and acronym) for the delegates at the ABC to consider.
 - It is understandable that people wanted to continue to express their personal favorite name choices on the 2nd Survey, regardless of whether they were in the top 3 preferred by the fellowship on the 1st Survey. However, it was decided in collaboration with the Data Analysis Committee, that it is necessary to limit the choices when the goal is to get to a single choice that can be presented to the delegates to consider.

#1 -How long have you been in the program?



Answer Choices	Percent	English	French	Italian	Lithuanian	Polish	Portuguese	Romanian	Slovak	Spanish	Total
Less than 1 year	22.68%	946	1	7	0	7	6	0	2	10	979
1-5 years	47.41%	1981	0	8	0	18	4	5	2	28	2046
6-10 years	16.66%	704	0	6	0	6	0	1	0	2	719
11-20 years	7.58%	314	1	3	0	5	0	0	0	4	327
More than 20 years	5.68%	240	0	2	0	2	0	0	0	1	245
Answered		4185	2	26	0	38	10	6	4	45	4316

How long have you been in the program



#2 –In what country do you reside in?

Answer Choices	Percent	English	French	Italian	Lithuanian	Polish	Portuguese	Romanian	Slovak	Spanish	Total
United States of America	71.18%	3066	0	0	0	2	2	0	0	2	3072
United Kingdom of Great Britain and Northern Ireland	6.65%	285	0	0	0	2	0	0	0	0	287
Canada	5.14%	221	0	0	0	0	0	0	0	1	222
Australia	2.29%	99	0	0	0	0	0	0	0	0	99
Denmark	1.11%	48	0	0	0	0	0	0	0	0	48
Finland	1.11%	48	0	0	0	0	0	0	0	0	48
Sweden	0.97%	42	0	0	0	0	0	0	0	0	42
Netherlands	0.90%	39	0	0	0	0	0	0	0	0	39
Germany	0.88%	38	0	0	0	0	0	0	0	0	38
Poland	0.83%	2	0	0	0	34	0	0	0	0	36
Hungary	0.74%	32	0	0	0	0	0	0	0	0	32
Lithuania	0.67%	29	0	0	0	0	0	0	0	0	29
Italy	0.65%	3	0	24	0	0	1	0	0	0	28
New Zealand	0.65%	28	0	0	0	0	0	0	0	0	28
Spain	0.65%	9	0	0	0	0	0	0	0	19	28
Mexico	0.49%	9	0	0	0	0	0	0	0	12	21
India	0.42%	18	0	0	0	0	0	0	0	0	18
Ireland	0.42%	18	0	0	0	0	0	0	0	0	18
Norway	0.32%	14	0	0	0	0	0	0	0	0	14
South Africa	0.32%	14	0	0	0	0	0	0	0	0	14
Japan	0.23%	10	0	0	0	0	0	0	0	0	10
Austria	0.21%	9	0	0	0	0	0	0	0	0	9
France	0.21%	7	2	0	0	0	0	0	0	0	9
Israel	0.21%	9	0	0	0	0	0	0	0	0	9
Belgium	0.19%	8	0	0	0	0	0	0	0	0	8
Brazil	0.16%	0	0	1	0	0	6	0	0	0	7
Latvia	0.16%	7	0	0	0	0	0	0	0	0	7
Russian Federation	0.16%	7	0	0	0	0	0	0	0	0	7
Switzerland	0.16%	6	0	1	0	0	0	0	0	0	7

#3 -The following list contains the 3 most popular names from the last survey. Which of the following names best represents the fellowship to you? (rank order by clicking on the arrows to re-order the list)

	1	English	French	Italian	Lithuanian	Polish	Portuguese	Romanian	Slovak	Spanish	Total	Weighted Total
Adult Children of Dysfunctional Families (ACDF) or (ACD)	43.33%	1822	1	18	0	9	2	1	0	17	1870	7480
Adult Children of Alcoholics and Dysfunctional Families (ACADF) or (ACAD) or (ACA)	30.89%	1294	0	4	0	14	2	3	2	14	1333	5332
Adult Children of Dysfunctional and Alcoholic Families (ACDAF) or (ACDA)	10.98%	458	1	2	0	5	2	0	1	5	474	1896
Keep the existing name Adult Children of Alcoholics (ACA)	14.81%	611	0	2	0	10	4	2	1	9	639	2556
Totals	100.00%	4185	2	26	0	38	10	6	4	45	4316	17264

	2	English	French	Italian	Lithuanian	Polish	Portuguese	Romanian	Slovak	Spanish	Total	Weighted Total
Adult Children of Dysfunctional Families (ACDF) or (ACD)	16.20%	667	1	4	0	9	4	2	1	11	699	2097
Adult Children of Alcoholics and Dysfunctional Families (ACADF) or (ACAD) or (ACA)	33.04%	1383	0	9	0	9	4	2	1	18	1426	4278
Adult Children of Dysfunctional and Alcoholic Families (ACDAF) or (ACDA)	36.96%	1556	1	6	0	15	2	2	1	12	1595	4785
Keep the existing name Adult Children of Alcoholics (ACA)	13.81%	579	0	7	0	5	0	0	1	4	596	1788
Totals	100.00%	4185	2	26	0	38	10	6	4	45	4316	12948

Weighted Totals	
Rank 1	4 points
Rank 2	3 points
Rank 3	2 points
Rank 4	1 points

#3 -The following list contains the 3 most popular names from the last survey. Which of the following names best represents the fellowship to you? (rank order by clicking on the arrows to re-order the list) - continued

	3	English	French	Italian	Lithuanian	Polish	Portuguese	Romanian	Slovak	Spanish	Total	Weighted Total
Adult Children of Dysfunctional Families (ACDF) or (ACD)	19.49%	812	0	3	0	13	3	1	2	7	841	1682
Adult Children of Alcoholics and Dysfunctional Families (ACADF) or (ACAD) or (ACA)	31.21%	1308	2	11	0	13	2	1	1	9	1347	2694
Adult Children of Dysfunctional and Alcoholic Families (ACDAF) or (ACDA)	35.54%	1485	0	12	0	7	4	3	0	23	1534	3068
Keep the existing name Adult Children of Alcoholics (ACA)	13.76%	580	0	0	0	5	1	1	1	6	594	1188
Totals	100.00%	4185	2	26	0	38	10	6	4	45	4316	8632

	4	English	French	Italian	Lithuanian	Polish	Portuguese	Romanian	Slovak	Spanish	Total	Weighted Total
Adult Children of Dysfunctional Families (ACDF) or (ACD)	20.99%	884	0	1	0	7	1	2	1	10	906	906
Adult Children of Alcoholics and Dysfunctional Families (ACADF) or (ACAD) or (ACA)	4.87%	200	0	2	0	2	2	0	0	4	210	210
Adult Children of Dysfunctional and Alcoholic Families (ACDAF) or (ACDA)	16.52%	686	0	6	0	11	2	1	2	5	713	713
Keep the existing name Adult Children of Alcoholics (ACA)	57.62%	2415	2	17	0	18	5	3	1	26	2487	2487
Totals	100.00%	4185	2	26	0	38	10	6	4	45	4316	4316

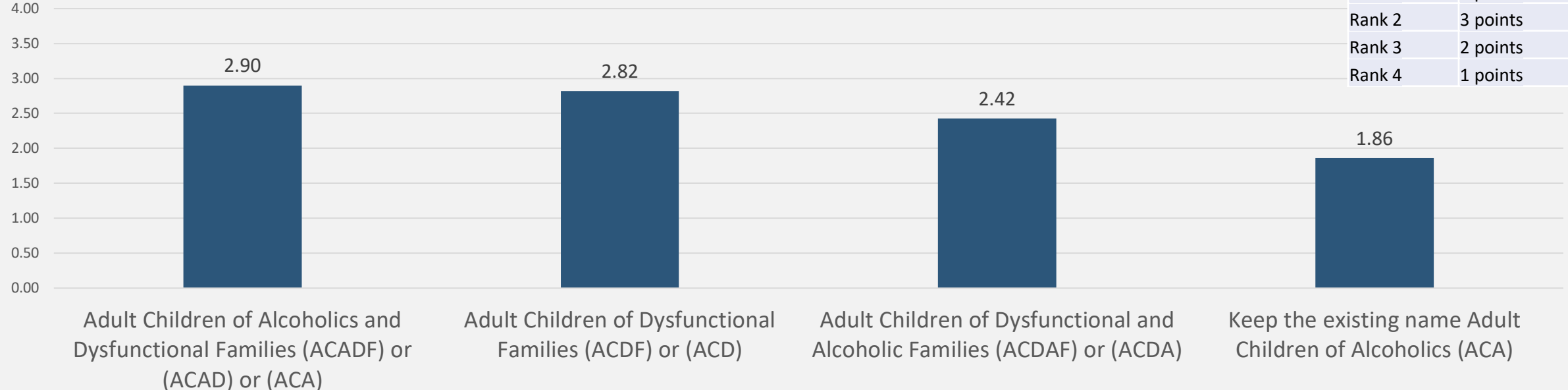
Weighted Totals	
Rank 1	4 points
Rank 2	3 points
Rank 3	2 points
Rank 4	1 points

#3 -The following list contains the 3 most popular names from the last survey. Which of the following names best represents the fellowship to you? (rank order by clicking on the arrows to re-order the list)) -continued

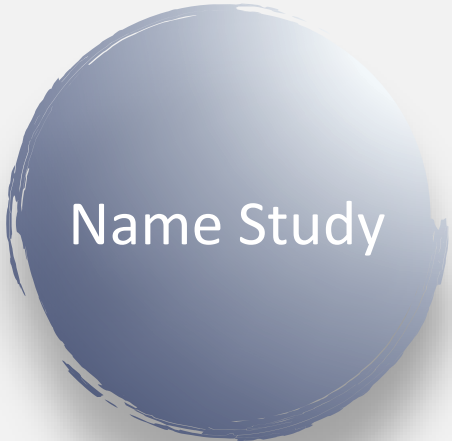


	Weighted Total	Total Answered	Score
Adult Children of Alcoholics and Dysfunctional Families (ACADF) or (ACAD) or (ACA)	12514	4316	2.90
Adult Children of Dysfunctional Families (ACDF) or (ACD)	12165	4316	2.82
Adult Children of Dysfunctional and Alcoholic Families (ACDAF) or (ACDA)	10462	4316	2.42
Keep the existing name Adult Children of Alcoholics (ACA)	8019	4316	1.86

Ranked (Weighted Total)

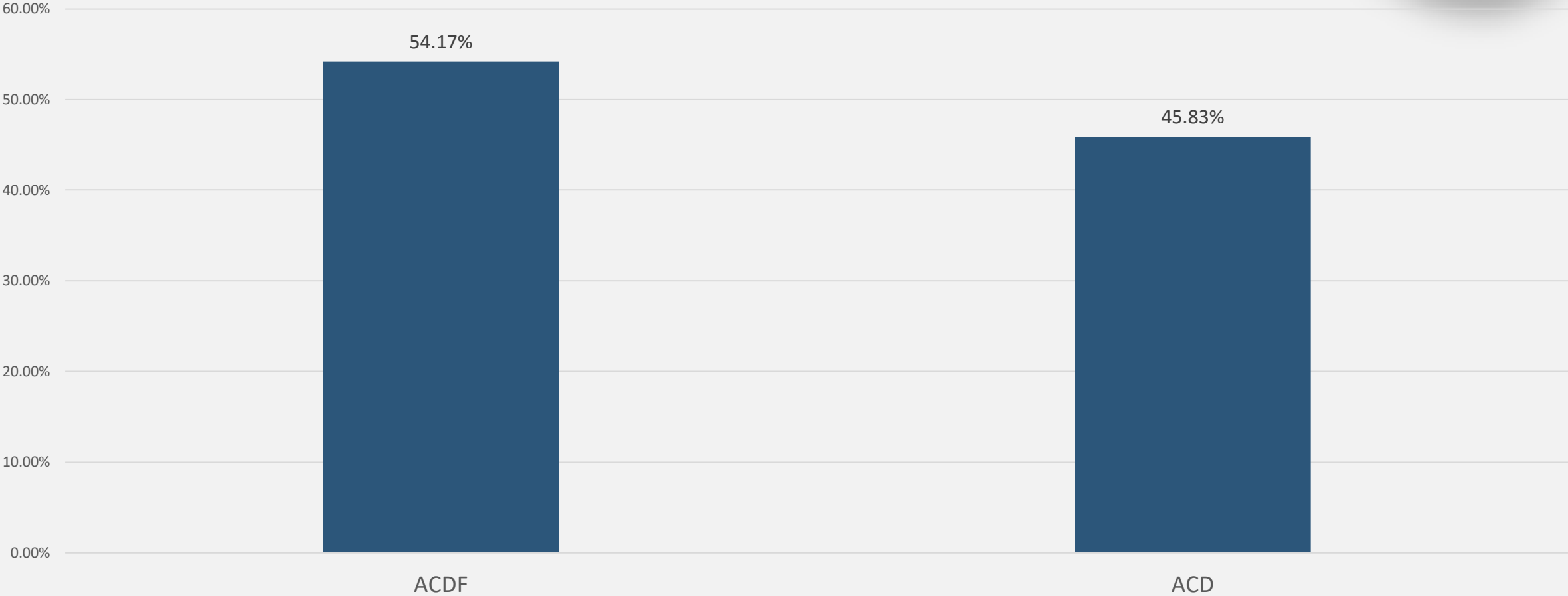


#4 -Choose the acronym that best represents Adult Children of Dysfunctional Families

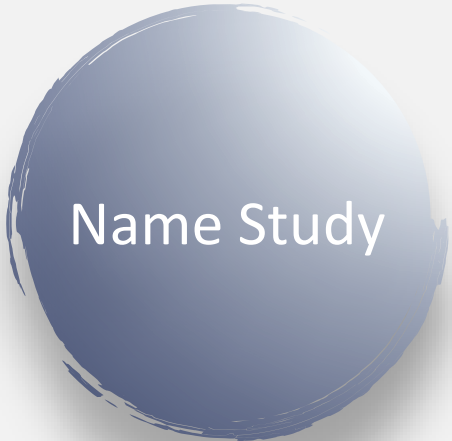


Answer Choices	Percent	English	French	Italian	Lithuanian	Polish	Portuguese	Romanian	Slovak	Spanish	Total
ACDF	54.17%	2277	0	12	0	16	2	4	2	25	2338
ACD	45.83%	1908	2	14	0	22	8	2	2	20	1978
	Answered	4185	2	26	0	38	10	6	4	45	4316

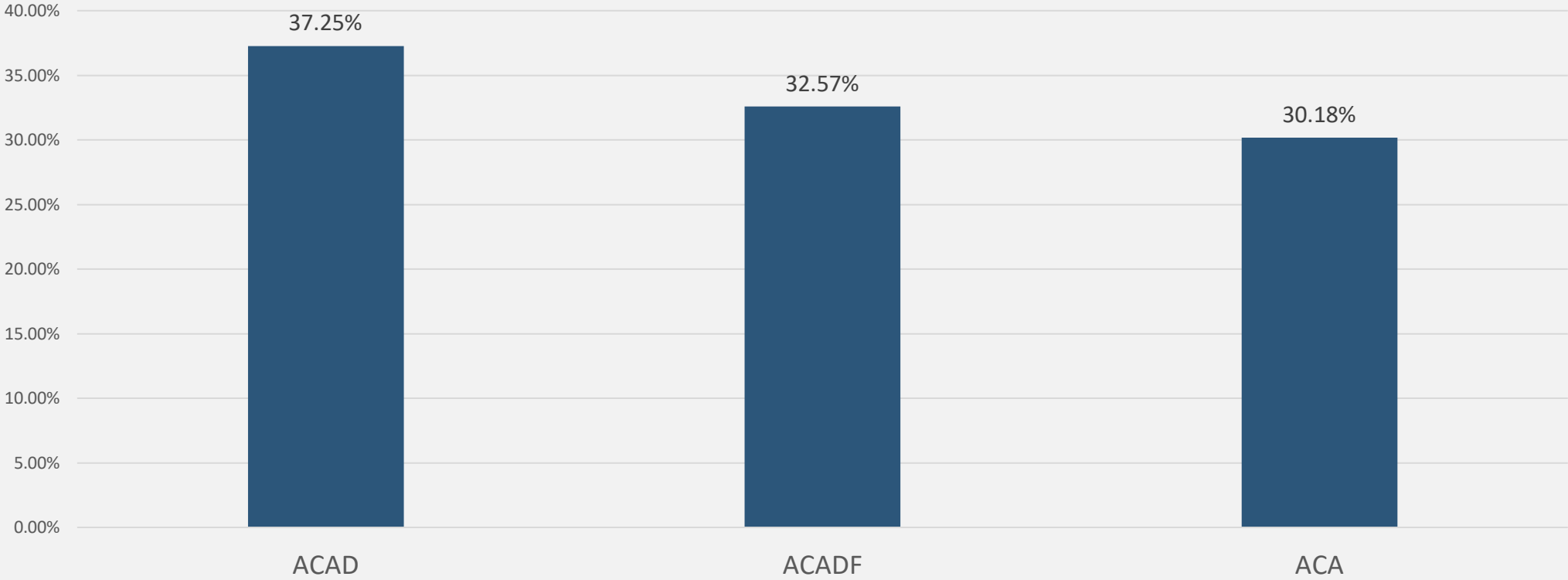
Choose the acronym that best represents Adult Children of Dysfunctional Families



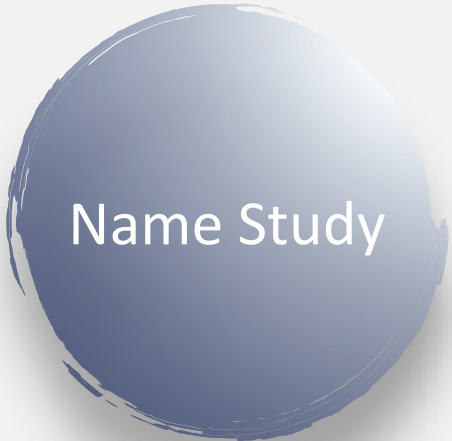
#5-Choose the acronym that best represents Adult Children of Alcoholics and Dysfunctional Families



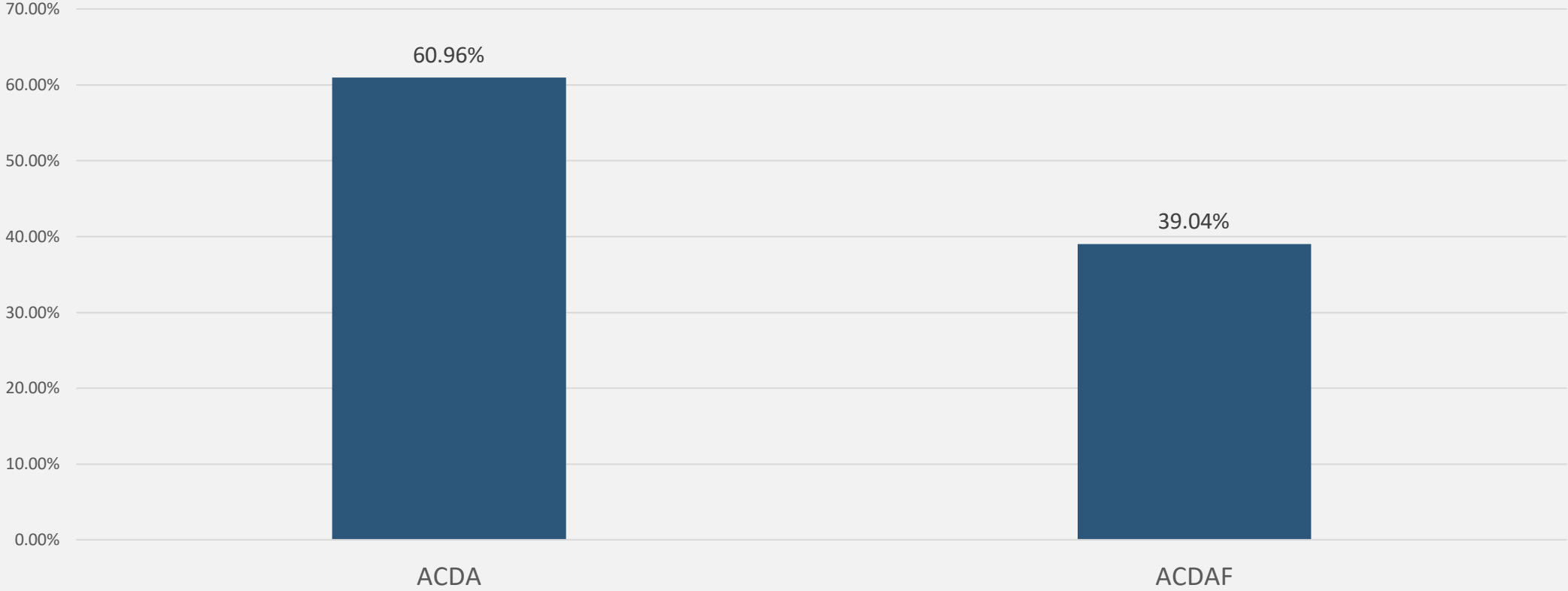
Answer Choices	Percent	English	French	Italian	Lithuania n	Polish	Portuguese	Romanian	Slovak	Spanish	Total
ACAD	37.25%	1559	2	9	0	14	5	1	0	11	1601
ACADF	32.57%	1363	0	4	0	13	1	5	3	14	1403
ACA	30.18%	1263	0	13	0	11	4	0	1	20	1312
	Answered	4185	2	26	0	38	10	6	4	45	4316



#6-Choose the acronym that best represents Adult Children of Dysfunctional and Alcoholic Families



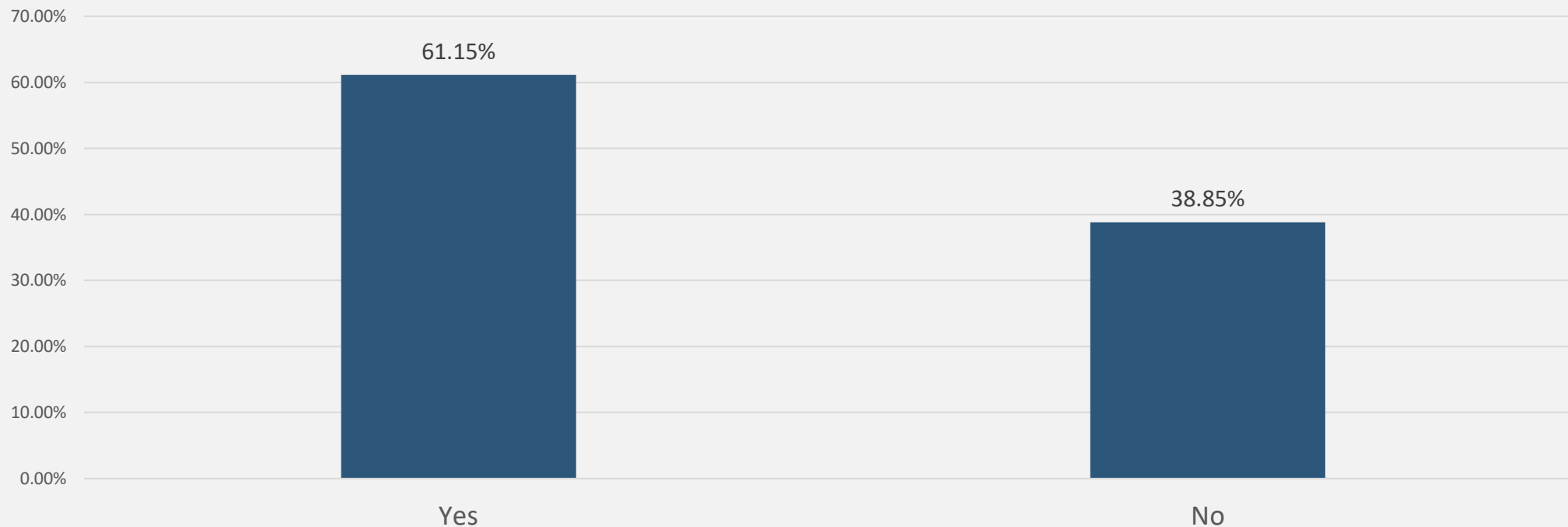
Answer Choices	Percent	English	French	Italian	Lithuania n	Polish	Portuguese	Romanian	Slovak	Spanish	Total
ACDA	60.96%	2551	2	19	0	27	8	2	1	24	2634
ACDAF	39.04%	1634	0	7	0	11	2	4	3	21	1682



#7-Implementation of a new name might take 5 years or more. Changing the name will incur both legal and publishing costs. The cost of implementing a name change is estimated to be \$24,000 annually over the next 5 years, or \$120,000 total. This would require approximately 26% of the available funds not already allocated to such areas as the prudent reserve, international literature fund, or replenishment of inventory. Would this cost be acceptable to you to change the fellowship name to be more inclusive?



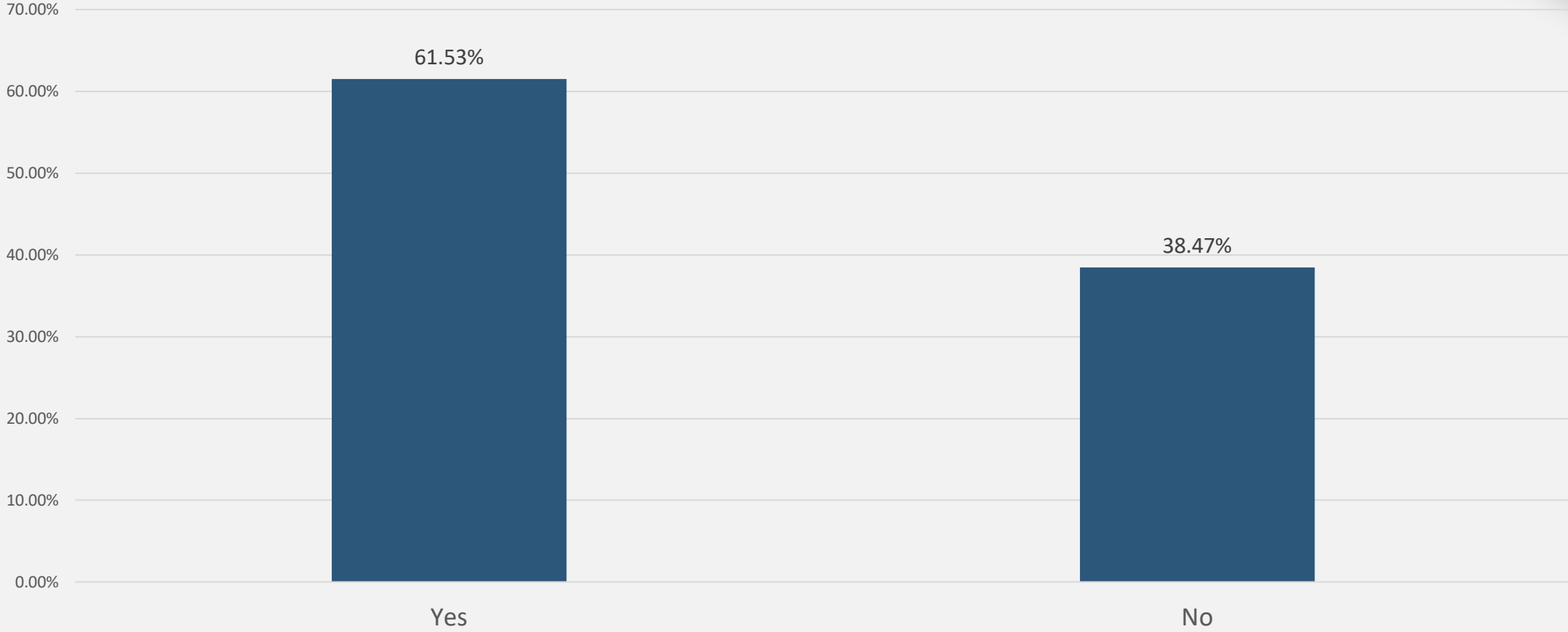
Answer Choices	Percent	English	French	Italian	Lithuanian	Polish	Portuguese	Romanian	Slovak	Spanish	Total
Yes	61.15%	2559	1	10	0	13	4	3	1	17	2608
No	38.85%	1626	1	16	0	25	6	3	3	28	1708
	Answered	4185	2	26	0	38	10	6	4	45	4316



#8-The WSO has a prudent reserve as well as savings. If the cost of the name change exceeds WSO annual net income is it acceptable to you for WSO to fund any shortfall from savings?



Answer Choices	Percent	English	French	Italian	Lithuanian	Polish	Portuguese	Romanian	Slovak	Spanish	Total
Yes	61.53%	2575	1	8	0	17	3	4	1	17	2626
No	38.47%	1610	1	18	0	21	7	2	3	28	1690
	Answered	4185	2	26	0	38	10	6	4	45	4316





Questions?

2024 NAME STUDY SURVEY RESULTS

emailnamestudy@acawso.org